

# HICKORY CHAIR® TEXTURES CREDENZA™

1

Case

Choose Your Case. All cases are made from American Maple solids and Beeswing Primavera veneers and feature European hinges.



Two Door Credenza  
HC4600-70C1  
W 36" D 20" H 27" (+ base)

Interior: One adjustable shelf behind each set of doors.



Four Door Credenza  
HC4600-70C2  
W 72" D 20" H 27" (+ base)

Interior: One adjustable shelf behind each set of doors.




Six Door Credenza  
HC4600-70C3  
W 108" D 20" H 27" (+ base)

Interior: One adjustable shelf behind each set of doors.

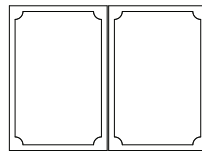
2

Door Face

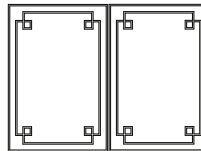
Choose Your Face.



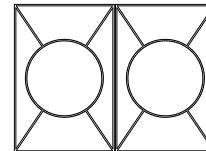
(F1) Outside Bead  
Species: Maple Solids with Beeswing Primavera Veneers.  
Hardware Placement: P1, P2, P3



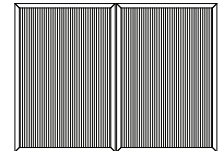
(F2) Clip Corner  
Species: Maple Solids with Beeswing Primavera Veneers.  
Hardware Placement: P1, P2




(F3) Greek Key  
Species: Maple Solids with Beeswing Primavera Veneers.  
Hardware Placement: P1, P2



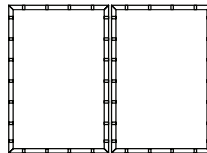
\*(F4) Circle  
Species: Maple Solids with Beeswing Primavera Veneers.  
Hardware Placement: P1 Only



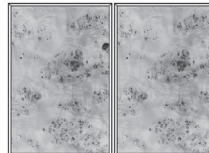
(F5) Reed  
Species: Luxury Composite.  
Hardware Placement: P1, P2, P3




(F6) Cane  
Species: Maple Solid Border with Natural Cane. Maple border will be same finish as the case.  
Hardware Placement: P1, P2, P3



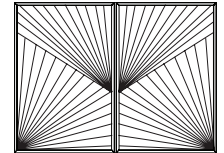
(F8) Bamboo  
Species: Maple Solids with Beeswing Primavera Veneers.  
Hardware Placement: P1, P2, P3



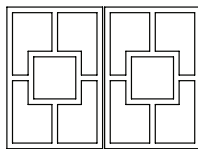
(F9) Mappa Burl with Outside Bead  
Species: Maple Solids with Mappa Burl Veneer.  
Hardware Placement: P1, P2, P3



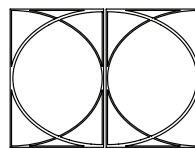
(F11) Radial Walnut with Outside Bead  
Species: Maple Solids with Walnut Veneer.  
Hardware Placement: P1, P2, P3



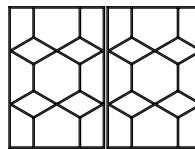
(F12) Oak Ribbon with Outside Bead  
Species: Maple Solids with Oak Veneer.  
Hardware Placement: P1, P2, P3



(F13) Fret - A  
Species: Maple Solids with Beeswing Primavera Veneers.  
Hardware Placement: P1, P3



(F14) Fret - B  
Species: Maple Solids with Beeswing Primavera Veneers.  
Hardware Placement: P1, P2, P3



(F15) Fret - C  
Species: Maple Solids with Beeswing Primavera Veneers.  
Hardware Placement: P1, P2, P3



# HICKORY CHAIR®

## TEXTURES CREDENZA™

**3**


### Choose Your Base.

**Base**



**Metal Saber Leg Base- Short**  
Base height 5"  
Overall height with this base 32"


- Metal Options:
- (MSA) Metal Bracket Antique Brass
  - (MSB) Metal Bracket Antique Bronze
  - (MSS) Metal Bracket Antique Silver



**(SL) Saber Leg Base**  
Base height 7"  
Overall height with this base 34"  
Species: Maple Solids



**(PL) Plinth Base**  
Base height 3"  
Overall height with this base 30"  
Species: Maple Solids and Veneer




**(ARB) Arch Base**  
Base height 5"  
Overall height with this base 32"  
Species: Maple Solids and Veneer



**Metal Saber Leg Base- Tall**  
Base height 8 5/8"  
Overall height with this base 35 5/8"

- Metal Options:
- (MAA) Metal Angle Bracket Antique Brass
  - (MAB) Metal Angle Bracket Antique Bronze
  - (MAS) Metal Angle Bracket Antique Silver

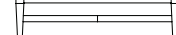


**(PS) Parson Base with Stretcher**  
Base height 5 1/2"  
Overall height with this base 32 1/2"  
Species: Maple Solids



**Tapered Base**  
Base height 7 13/16"  
Overall height with this base 33 13/16"  
Species: Maple Solids and Veneer

- Metal Options:
- (TPA) Tapered Base Antique Brass Ferrule
  - (TPB) Tapered Base Antique Bronze Ferrule
  - (TPS) Tapered Base Antique Silver Ferrule



**(XS) Stretcher Base**  
Base height 10"  
Overall height with this base 36"  
Species: Maple Solids

**4**

### Choose Your Hardware. *All are available in Antique Brass, Antique Bronze or Antique Silver, unless otherwise noted.*

**Hardware**



**Knob A**  
W 1 5/16" D 1"  
 A1 Antique Brass  
 A2 Antique Bronze  
 A3 Antique Silver



**Knob B**  
W 1 5/16" D 1 1/8"  
 B1 Antique Brass  
 B2 Antique Bronze  
 B3 Antique Silver



**Knob C**  
W 7/8" D 1 1/8"  
 C1 Antique Brass  
 C2 Antique Bronze  
 C3 Antique Silver



**Knob D**  
W 1" D 1 7/16"  
 D1 Antique Brass  
 D2 Antique Bronze  
 D3 Antique Silver



**Drop Pull G**  
W 1 3/16" D 7/16" H 1 15/16"  
 G1 Antique Brass  
 G2 Antique Bronze  
 G3 Antique Silver



**Drop Pull H**  
W 1 3/4" D 1 1/16" H 2 3/16"  
 H1 Antique Brass  
 H2 Antique Bronze  
 H3 Antique Silver



**Drop Pull N**  
W 1 1/16" D 3/4" H 2 3/16"  
 N1 Antique Brass  
 N2 Antique Bronze  
 N3 Antique Silver



**Knob AC**  
W 7/8" D 1 3/16"  
 AC1 Antique Brass  
 AC2 Antique Bronze  
 AC3 Antique Silver



**Knob AD**  
W 1 1/2" D 1 3/16"  
 AD1 Antique Brass  
 AD2 Antique Bronze  
 AD3 Antique Silver



**Knob AE**  
W 1 9/16" D 1 1/4"  
 AE1 Antique Brass  
 AE2 Antique Bronze  
 AE3 Antique Silver



**Ring Pull AG**  
W 2" D 1"  
 AG1 Antique Brass  
 AG2 Antique Bronze  
 AG3 Antique Silver



**\*Acrylic Ball AB1**  
W 2 1/2" D 2 7/8"  
 Brushed Black Nickel  
Finish Only  
\*(P1) Placement Only



**Golden Brass**



**Silver**

**\*Brass Rosette \*Silver Rosette**  
W 3 1/2" D 1"  
 BR1 Golden Brass Finish  
 SR1 Silver Finish  
\*(P1) Placement Only

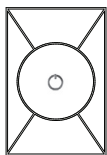
No Hardware

Customer Supplied Hardware

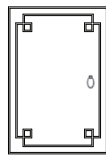
**5**

### Choose Your Hardware Placement.

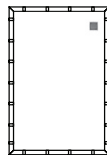
**Placement**



**(P1) Centered**



**(P2) Centered on Inner Edge**



**(P3) Top Interior Corner of Door**

**6**

### Choose Your Personalized Finish.

**Finish**

Select from a multitude of stains or paints and premium leaf finish. You can even select a combination finish with contrasting doors or base. Customize your piece further by adding an Artist Studio™ motif, or optional\* embellishment such as striping. \*See Price List for Upcharges.

